

OUTDOOR FUN



FOR EVERYONE



# Guidebook to Adventure

Summer Season



# Table of Contents

Welcome .....	2
About Philmont .....	2
Conference Support Team .....	4
Before You arrive .....	5
Your Trip to Philmont .....	6
Your Week at Philmont.....	8
Program Features.....	9
Meals and Housing.....	10
The PTC Experience .....	11
What To Bring .....	12
Health and Safety .....	13
At Your Service .....	14
Things to Know.....	15
Spare Time .....	17
Philmont Country .....	18
Philmont Maps.....	19
Philmont Hymn, Grace and Brands.....	21





Dear Guest,


Welcome to the Philmont Training Center host of the Family Adventure Camp.


We are thrilled to have you and your family join us in an exciting adventure led by our exceptional Philmont staff. Your family will enjoy a variety of activities and programs that will help create lasting bonds and discover new experiences together.

In this guidebook, we've tried to cover details and answer questions that may arise before arrive at the ranch. There have been changes from previous years, so 'be prepared' by carefully reading this guidebook and sharing it with your family. If you have any questions or concerns, feel free to give us a call or send us an email.

Our customer service team is working hard to plan an exciting and fun-filled week for you and your family. The beauty, history, and unique charm of New Mexico and Philmont awaits you.

See you soon!

  
Charles (Chuck) Walneck  
PTC Task Force Chair

  
Danny Tucker  
PTC Director

## About Philmont

Philmont Scout Ranch spans across 140,171 acres of northeastern New Mexico. Most of that land is part of two gifts from Oklahoma oilman, Waite Phillips, who donated it "for the purpose of perpetuating faith, self-reliance, integrity, and freedom—principles used to build this great country by the American Pioneer."

Philmont's mountain terrain ranges in elevation from 6,621 feet at headquarters to 12,441 feet atop Baldy Mountain. Our abundant wildlife population includes deer, elk, mountain lion, bear, bobcat, buffalo (American bison), and antelope.

Since Waite Phillips's first property gift in 1938, over 1,000,000 Scouts and their leaders have participated in the challenge of the backpacking program offered at Philmont Scout Ranch. Staffed camps offer a variety of activities including horseback riding, burro packing, mountain biking, gold panning, rock climbing, forestry, riflery, archaeology, and much, much more—with an emphasis on environmental awareness.

Mr. Phillips held a deep respect for the American cowboy. As part of the gift, he asked that Philmont always remain a working cattle ranch. Philmont maintains cattle, pack burros, buffalo, and riding horses.

Serving as the **National Training Center** for the **Boy Scouts of America** since 1950, the Philmont Training Center offers a variety of week-long conferences for volunteers and professionals each summer. While a Scout leader is in conference, programs are planned for all members of the family – infant through adult. For the first time in 2018, a family-based adventure experience was hosted by the Philmont Training Center, Philmont Family Adventure.



# Family Adventure Camp

BSA Family Adventure Camp at Philmont Scout Ranch focuses on families experiencing new and exciting Philmont adventures as a family unit. Family Adventure Camp is designed to build bonds and create memories through exciting and interactive programs. This program will operate in an open enrollment format where you and your family will have the chance to choose activities that appeal to you. Families will meet for two program sessions daily: Morning and Afternoon. Additionally, there will be options for whole day activities, such as a day-long hike in Philmont’s backcountry.

Family Adventure Camp is available in either Full Week (Sunday afternoon – Saturday morning), 1st Half Week (Sunday afternoon – Wednesday morning), or 2nd Half Week (Wednesday afternoon – Saturday morning) program lengths, to best fit your family’s schedule.

BSA Family Adventure Camp is designed to work alongside other Philmont programs, including Training Center Conferences, NAYLE, PLC, and some trek arrival and departure dates. While a Scout is busy in a training conference or trek, their family has an opportunity to participate in Family Adventure, to make family adventures that last a lifetime!

## Philmont Staff

**BSA Family Adventure Camp is open to all registered BSA members and their families. At least one person in the Family Adventure registration must be a registered member of the Boy Scouts of America.**

**For all Philmont Family Adventure Camp activities, minors (under 18 years old) must be accompanied by at least one adult family member 18 years or older. We strongly recommend you make group decisions as a family with the goal of participating together.**

Philmont has a permanent staff of 86 employees plus more than 1,100 summer seasonal staff members. Over 50 staff members are assigned to the Philmont Training Center. Together, these staff provide Administration, Transportation, Family Program, Conference Support, Housing, Maintenance, Food Service, the Infirmary, and Museums. Your happiness is our number one job.

## PTC Customer Service Team



**Registrar:** Amanda Martinez  
**Assistant Director, Program:** Maddy Houk  
**Director:** Danny Tucker

## PTC Customer Service Office Hours

Winter/Autumn Hours: M-F 9:00am to 5:00pm  
Summer Hours: M-SU 7:30am to 5:30pm

575-376-2281  
Philmont.TrainingCenter@scouting.org



# Before You Arrive

## Registering and Paying Your Fees

Registering for Family Adventure Camp is easy and allows you to customize your experience.

As part of your online registration, you will be able to register your family members, list dietary restrictions, and choose unique Philmont experiences. A \$200 non-refundable deposit per adult 18+.

Next, you will be directed to a second website to choose your housing option, much like reserving a hotel room. You will be able to choose from a variety of housing options, select your nights of stay, location of the accommodation, and be able to add the "Bed in the Box" for those staying in the Terrace Canvas Tents. Housing fees are paid in full at time of registration.

After you complete your reservation, you will be sent a range of emails to keep you in the loop on details of your Family Adventure Camp experience.

All fees may be paid with a credit card or ACH payment. Fees must be paid in full 30 days before your arrival.

## What is included in the Registration Fee?

When you register your family for BSA Family Adventure Camp, your registration fee is all inclusive including all meals (from the first evening of your stay through breakfast of your departure day), staffing, daily activities and the PTC Experience. Premium upgrades are available such as Horseback riding, Genevieve's Tea and the Tooth of Time hike. Housing is charged separately. Terrace Tents not available January thru March or October thru December due to weather at Philmont.

## Cancellation and Refund Policy

### Deposit

Full Week programs (due at the time of reservation) = \$200 per adult

Half Week programs (due at the time of reservation) = \$200 per adult

NAYLE/PLC programs (due at the time of reservation) = \$250 per person

### Refunds

Cancellations and refund requests must be made through the Philmont Training Center email:

[Philmont.TrainingCenter@scouting.org](mailto:Philmont.TrainingCenter@scouting.org). In the email, please provide a detailed reason for your cancellation.

Refunds are applicable to the total registration and housing.

30 Days Out from Event = Full Refund including housing.

29 to 16 Days Out from Event = Full Refund including housing, minus registration deposit.

7 to 15 Days from Event = No Registration Refund. Full Refund of Housing.

Less than 6 Days from Event = No Registration Refund. Full Refund of Housing less 5% of fees.

*Exceptions to the Rule:* Military Service, family death, major medical, or other extenuating circumstances on a per case basis.

The refund will be applied to the credit card or ACH payment listed under the registration profile. Or, if payments were only made in the form of a check, the refund will be mailed in the form of a check.

Overnight Accommodations

7+ Days from scheduled arrival = Full Refund of Fees.

0-6 Days from scheduled arrival = Full refund less 5% of fees.

### Payment Plan

All deposits are due at the time of registration.

30 days out from the event 100% of total registration fees are due.

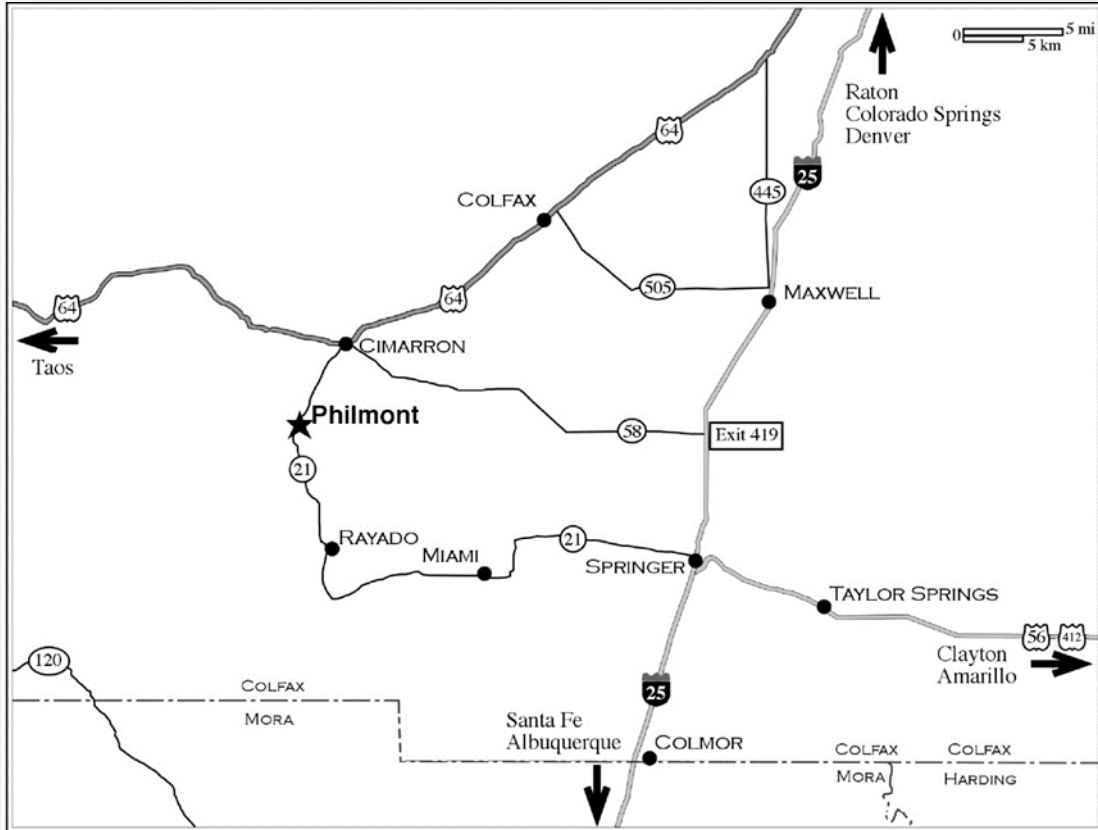
Housing is paid in full at time of booking.



# Your Trip to Philmont

## When to Arrive

Check-in is from **2:00 - 4:00pm** on Sunday or Wednesday. Lunch is not served on Sunday/Wednesday. Late arrivals must notify the customer service office to receive check-in instructions.



## By Automobile

Driving across country to Philmont is a great experience. Depending on your available time, sightseeing opportunities abound between your home and Philmont and in the area around Cimarron. Refer to the map for highway information.

Please note that New Mexico has a mandatory seatbelt law and speed limits are strictly enforced. The speed limit in Cimarron is 35mph and the Philmont Training Center is 15mph. Please drive carefully. Parking is available near tenting and roofed housing areas; however, these spaces are limited, and you may be asked to park in long-term parking. There is no electricity available for charging electric vehicles.

### ***From Denver or Colorado Springs:***

Go south on Interstate 25 to Raton, New Mexico (17 miles south of the Colorado border). Four miles south of Raton take Exit 446 onto Highway 64 and drive about 40 miles to Cimarron.

### ***From Albuquerque:***

Go north on Interstate 25 about 200 miles to Springer, New Mexico. Three miles north of Springer, take Exit 419 onto Highway 58 and drive about 20 miles to Cimarron.

### ***From Taos:***

Stay on Highway 64 toward Angel Fire (east of Taos). You travel through Taos Canyon, Eagle Nest, and Cimarron Canyon, to reach Cimarron.

### **From Cimarron:**

Turn south on State Highway 21 and drive approximately 4 miles to Philmont Scout Ranch. As you enter Philmont, you will see several buildings before you reach your destination; these buildings are other parts of Philmont Base Camp, such as the Administration Building.

Look for the brown Philmont Training Center sign near mile-marker 4 and turn left (east) onto Orchard Circle. The Villa Philmonte, the Mediterranean-style home of the Phillips family, is located on the grounds of the Philmont Training Center and will serve as a guide to those arriving by car.

## **By Plane**

The nearest major air terminals are Colorado Springs (190 miles north) and Albuquerque (220 miles south). Other terminals are: Denver (270 miles north), and Amarillo (220 miles east). Raton has a municipal airport for private aircraft. Shuttle service is available from Denver, Colorado Springs, and Albuquerque airports. Shuttle reservations must be coordinated with Philmont using the appropriate Shuttle Application. These shuttles do not run every day, so please check the backside of the Shuttle Sheet for available dates. Shuttle information is available [here](#).

## **By Bus**

Currently, there are scheduled buses each day during the summer from Denver, Colorado Springs, Albuquerque, and Raton. The Raton bus stop is across the street from the Amtrak station. Contact Greyhound at 575-445-9071 or 800-231-2222 or visit [www.greyhound.com](http://www.greyhound.com) for more information.

## **By Train**

AMTRAK is scheduled to arrive in Raton twice daily. The late morning train arrives from the east and the late afternoon train arrives from the west. Contact AMTRAK at 800-872-7245 or visit <http://www.amtrak.com>.

## **Recreation Vehicles**

Parking may be available at the Philmont Training Center for RV's, campers, and trailers, but hookups are not available, and no cooking is allowed within RV's that are in the parking area. Participants with RV's will be assigned tents and are expected to reside in these tents throughout the week. There are two RV campgrounds in Cimarron if you wish to stay in your RV.

## **Shuttle Service**

### **From Raton Train Station**

**Shuttle reservations must be coordinated with Philmont using the Shuttle Application. These shuttles do not run every day, so please be sure to check the backside of the Shuttle Sheet for available dates. The shuttle information is available [here](#).**



## **About Cimarron**

Where the West is still Wild!

Established in 1857, the village of Cimarron, NM is the Historic Heart of the West. Intriguing and diverse, its history reaches back to the Santa Fe Trail. Cimarron is also home to Philmont Scout Ranch along with the Old Mill Museum, the historic St. James hotel and other area attractions. Cimarron Village today has a population of 900 people. There are a few small hotels and restaurants. Some great restaurants to frequent are the St. James's T.J.'s restaurant and bar, the Cimarron Mercantile, Kathleen's Burrito Banquet, the Cree Mee, Hikers Coffee Co, and the Colfax Tavern heading North of Cimarron towards Raton. There is also a Family Dollar and two gas stations in town. For more information about Cimarron accommodations, contact the Chamber of Commerce at 575-376-2417 or 888-376-2417 or visit their website at [www.cimarronnm.com](http://www.cimarronnm.com).

# Your Week at Philmont

Here is a brief overview of what your stay will look like at the Philmont Training Center as part of BSA Family Adventure Camp. We will do our best to ensure your family has an adventure filled stay!

This schedule includes details for Full Week BSA Family Adventure (Sunday – Saturday), First Half Week Family Adventure Session (Sunday – Wednesday), and Second Half Week Family Adventure Session (Wednesday – Saturday).

Sunday	Monday	Tuesday	Wednesday	Thursday	Friday	Saturday
<b>Arrival Day</b>		Sunrise Chapel		Sunrise Chapel		
	Breakfast	Breakfast	Breakfast	Breakfast	Breakfast	Breakfast
	Flag Ceremony	Flag Ceremony	Flag Ceremony	Flag Ceremony	Flag Ceremony	
	Adventure Activities Meet	Adventure Activities Meet	Tent City Office opens for First Half Week Check-out	Adventure Activities Meet	Adventure Activities Meet	Tent City Office opens for Check-out Departure
			Adventure Activities Meet			
	Lunch	Lunch	Lunch	Lunch	Lunch	
Full Week and First Half Week Check-in	Adventure Activities Meet	Adventure Activities Meet	Adventure Activities Meet	Adventure Activities Meet	Adventure Activities Meet	
Orientation			Second Half Week Check-in and Orientation			
Flag Ceremony	Flag Ceremony	Flag Ceremony	Flag Ceremony	Flag Ceremony	Flag Ceremony	
Dinner	Dinner	Buffalo BBQ Dinner	Dinner	Dinner	Dinner	
Chapel	Evening Program	Western Night: Dancing, Games, and Branding	Chapel	Evening Program	Closing Program	
Opening Program			Evening Program			

## Check-In Procedures


You will be greeted by our staff at the Welcome Wagon, given a check-in schedule, and then directed to your housing.

After unloading, you will proceed to the PTC Pavilion to pick up your collectible nametag, turn in medical forms, and review your program itinerary.

## Departure Procedures

During the Evening Program (Wednesday or Friday) you will receive your departure packet. It will have your medical forms, free photo download code, and Philmont patches.

- You will need to be out of your housing no later than 9:00am on your departure day.
- Please return all borrowed items to the Tent City Office including the Bed in the Box.
- Please close your tent flaps.





# Program Features



## Hikes

The Family Adventure Camp Program features a number of half day and full day family hikes. We have hikes at a few different difficulty levels to choose from. There is something for the whole family on our backcountry trails.

## Range and Target Activities

Our Range and Target Area has a variety of activities for the whole family. Each discipline has different age requirements. Please make sure to check out our activity descriptions to see what you and your family can participate in!

## Climbing Wall and High Ropes

The Climbing Wall and High Ropes area has an 80ft tower with lots of different artificial rocks to climb up and different difficulties. The high ropes challenges are for older kids and adults. This course contains several elements to cross 80ft in the air.

## Museums

Philmont offers access to a few different museums. These are great family experience for all ages!

## Pony Ring and Farmyard

Come visit our Pony Ring and Farmyard. Not only are there ponies, but there are also a lot of other animals you and your family can interact with.

## Fishing

Philmont offers fishing in a few of our different reservoirs

## Craft Center

The Craft Center offers a variety of different crafts. If you are busy during the day they offer some evening ours for you and your family to find their creative side!

## Premium Add On Activities

There are 3 premium add on activities offered to our Family Adventure Camp Guests. Each of these activities have special medical requirements and are an additional cost.



1. Tooth of Time Hike– This is a strenuous hike that has a requirement of being 6 years of age and older to participate. This hike starts early in the morning and finishes in the late afternoon. Those attending must pass a medical recheck and come with part A, B, and C of their physical.
2. Horse Back Riding– This program takes place in the backcountry camp Ponil. This is an all day activity due to the distance it is away from basecamp. While at Ponil guests will get to go on a 2hr ride and explore the camp. Guest must be 8 years of age or older, be under 200lbs, and have at least a 24 inch inseam to participate in this program.
3. Family Campout– This program is a backcountry family camping trip. Guests must have parts A, B, and C of their physical to participate. This campout feature a chuckwagon dinner and hot cobbler while camping under the stars.

# Meals and Housing

## Food Service

Meals are served cafeteria style in either one or two shifts in Dining Hall 2. Your assigned shift will be determined prior to arrival. Your cooperation in observing these assignments is greatly appreciated. Doing so avoids long lines and ensures table space for all guests.

Guests will line up outside the Dining Hall Veranda, wash their hands, and then enter. Early-arrivals will be led by the staff in reciting the Philmont Grace. Menus vary, but there is always a salad/fruit bar, cereal with milk, and peanut butter and jelly for sandwiches. Lunch and dinner may also have a soup and hot bar with additional food selections.

Guests are welcome to use the East Tent City refrigerator to store infant formula, medications, and specialty food items..

As part of the registration process, you should have indicated if you or a member of your family has special dietary requirements. If you missed this, please let Philmont know in advance by emailing [Philmont.TrainingCenter@scouting.org](mailto:Philmont.TrainingCenter@scouting.org). Philmont's isolated location limits the availability of many specialized food items and these items may need to be brought from home. **Philmont's food service staff will make every effort to meet your needs but may not be able to accommodate persons following strict diets for religious or medical reasons. Philmont does not serve Vegan.**

## Terrace Canvas Tents

Living in tents may be a new experience for you. Most participants find the leisurely life of tent dwelling to be comfortable and enjoyable in Philmont's climate. Each Tent City has individual locking handicap accessible shower and restrooms, and a playground.

Your 10' x 12' canvas wall tent is on a wood or concrete platform and contains two metal-spring twin beds with mattresses, chairs, a metal locker (bring your own lock), an electric outlet, and a light. If needed, portable steps are available at the ETC office.

Irons, ironing boards, fans, clothing hangers, extra blankets, and other services are available for your use at no charge in the East Tent City hospitality office. Games, evening activities, cobbler nights, patch trading sessions, and other activities will be organized by the Tent City staff or your fellow Tent City residents.

Tent capacity can be increased to three per tent with the use of a military cot for families with small children or you can use one of Philmont's Pack-n-Play cribs.

**Save on travel luggage and rent a Bed in the Box. You can reserve a box on the online CampSpot housing reservation system. Each box serves one person and comes with Bedding, Pillow, Towels, and a Rug.**



## Luxury Deluxe Tents

Deluxe Tents are designed to make the outdoors comfortable for the whole family. Each Deluxe Tent contains high quality linens, bedding, and furniture including one queen bed and two sets of bunk beds, sleeping 5 to 6 people. Sorry, room service is not available. Tents are a short walk to the shower house, where individual locking units contain a shower, sink, and toilet.



# The PTC Experience

In addition to the daily program schedules, your PTC Experience can include a variety of additional fun activities:

## Duty to God Program

A special Duty to God program and patch is available for individuals and families. Philmont Chaplains assist in providing information about this religious opportunity. The program features materials to support daily devotionals and meditations. Duty to God booklets can be picked up on the information wall in the PTC customer service office.



## Evening Programs

Every evening there are activities for guests and families to enjoy. Events range from astronomy nights, our famous Western Night Buffalo BBQ, and cobbler night. Please see weekly schedule for more details. Don't forget to dress the part. Wear your western gear for the BBQ.

## Flag Ceremonies

Flag ceremonies are the responsibility of the conferences and are rotated among individual classes, with each conference lowering and/or raising the flag for one day. Each ceremony includes a script and appropriate music. All families are invited to participate. Please let the Quartermasters or PTC staff know if you have a bugle or other unique talent that you wish to include in the ceremony.



## Junior Ranger

For ages 5-14, this program will keep children active during the week. Pick up activity booklets on the information wall in the PTC customer service office. A special recognition is given at the end of the week for those finishing the appropriate activities.

## Junior Wrangler

From Small Fry to age 14, youth will enjoy participating in the Pony Ring and Farm Yard activities to earn a special recognition at the end of the week.

## Patch Trading

No event can be complete without a little fellowship and some patch trading. Bring patches from your local council to trade or just browse the wares of our enthusiastic traders.

## Program Booklets

Located in the PTC customer service office is a wall of informative booklets to help expand your PTC Experience. Booklets range from driving directions to museums and local sightseeing locations, guides to hikes to descriptions of base camp birds and astronomy. Pick a booklet or two and make your week extra extraordinary.

## Religious Services

Chaplains from Catholic, LDS, Jewish, and Protestant faiths conduct nightly services at Camping Headquarters at 7:00pm. They also are available to care for the spiritual needs of individuals and families upon request. Each week, an assigned Chaplain conducts interfaith services held at the PTC Chapel. Morning sunrise services are also provided. Don't miss these exciting magical Philmont experiences.



# What To Bring

Living at Philmont for a week is an exciting outdoor adventure for the whole family! In choosing clothing and equipment, please keep in mind Philmont's elevation (6,600 ft.). Traditional summer weather consists of warm days (70°s to high 80°s), cool nights (30°s to low 50°s), and rainy afternoons.

The following is a basic list for **each** member of your family:

- |   |  |
|---|--|
| <input type="checkbox"/> Pillow <sup>1</sup>  | <input type="checkbox"/> Towel and Washcloth <sup>1</sup>      |
| <input type="checkbox"/> Sleeping bag*, and/or twin sheets, blankets <sup>1</sup>                 | <input type="checkbox"/> Shower shoes, Toiletries <sup>2</sup> |
| <input type="checkbox"/> Scout uniforms (for Scouting members)*                                   | <input type="checkbox"/> Sunscreen*                            |
| <input type="checkbox"/> Warm sleeping garments   | <input type="checkbox"/> Chapstick*                            |
| <input type="checkbox"/> Active clothing for free time, trips to town                             | <input type="checkbox"/> Insect repellent*                     |
| <input type="checkbox"/> Clothing for warm days and cool evenings                                 | <input type="checkbox"/> Flashlight*                           |
| <input type="checkbox"/> Walking/hiking shoes or boots* ( <i>broken in</i> )                      | <input type="checkbox"/> Camera*                               |
| <input type="checkbox"/> Heavy wool socks* – <i>for hiking</i>                                    | <input type="checkbox"/> Extra batteries*                      |
| <input type="checkbox"/> Sweater/Jacket*  | <input type="checkbox"/> Daypack*/School Backpack              |
| <input type="checkbox"/> Hat or cap*  | <input type="checkbox"/> Medical Forms                         |
| <input type="checkbox"/> Rain jacket/pants or poncho*   | <input type="checkbox"/> Phone Charging Cable/Block            |
| <input type="checkbox"/> Long pants – <i>required for Horseback Riding</i>                        |  |
| <input type="checkbox"/> Two or three 1-liter water bottles*, 3-Liter water bladder*, or canteen* |  |

<sup>1</sup> Not needed for Deluxe Tents and Roofed Housing.

<sup>2</sup> Soap, Shampoo, Conditioner, and Lotion are provided in Roofed Housing.

**\*These items can be purchased at the Tooth of Time Traders.**

**For Terrace Tents Residents:** You may want to bring a rug, extra hangers, multi-outlet plug, small fan, and a lock for the locker.

## Here are some helpful tips:

- Philmont does NOT provide bed linens, blankets, or towels for terrace tent. If you need bedding for your terrace tent you must bring your own or purchase a bed in a bag upon registration. Although we don't provide linens our East Tent City Manager has a limited supply of emergency blankets if the temperature suddenly drops and/or a fan for super hot days.
- If you have an infant or toddler, consider packing a portable stroller. Walking distances can be a problem for small children.
- Tuesday is our Western Dance, so don't forget your western duds! We will also be branding with our Philmont brands for souvenirs.
- Long pants and closed toe shoes are needed for horse rides. Closed toe shoes are required for anyone participating in a hike or using our climbing wall and challenge course.
- Even though we are a Scout camp, we do not recommend leaving items of value unattended in tents or roofed housing. Secure storage is available for small items at the customer service office. Proper identification should be placed on all clothing and equipment. Bring a lock for your tent locker.



# Health and Safety

## Medical Care and Emergency Procedures

Philmont has a comprehensive infirmary to support the nearly 30,000 participants who visit each summer. This staff is ready to help you and your family with any medical needs that may arise. PTC also has a medic on-duty all week. Should you or your family need assistance, contact the Training Center medical officer. If necessary, he or she can facilitate a visit to the Infirmary. In addition, all Philmont staff go through extensive training and are equipped to assist in any emergency.

Keep in mind that PTC is at 6,600 feet elevation. Individuals coming from lower altitudes may experience some discomfort at first. Humidity is low, so visitors should drink plenty of water to avoid dehydration (10-14 glasses a day). Persons who are overweight, out of shape, or who have health concerns should consult a physician before coming to Philmont. While the conferences and family programs are not strenuous, some walking and physical activity is necessary.

**In the Case of an  
Emergency**

**Please alert the  
nearest Philmont  
staff member, PTC  
Medical Officer,  
the Philmont  
Infirmary, or dial  
911.**

## Accessibility

The Training Center dining halls and classrooms are wheelchair accessible. Guests may choose wheelchair-accessible tent platforms as part of the housing registration. Due to limited resources, you must provide your own wheelchair. Unfortunately, wheelchair transportation is not available. Other than motorized wheelchairs, other motorized carts are prohibited. PTC has accessible bathroom chairs and shower chairs available for check-out.

## Health Forms

To provide a safe experience at Philmont Scout Ranch, all participants are required to fill out and bring a completed BSA Annual Health and Medical Record with an attached photocopy of your insurance card:

**Parts A and B** are required for guests in PTC Conferences and all family programs.

**Parts A, B, and C** are required for guests hiking the Tooth of Time, Kids and Kin youth staying overnight in the backcountry, National Advanced Youth Leadership Experience, and Philmont Leadership Challenge.

The BSA Annual Health & Medical Record is available on the Philmont Scout Ranch website.

**Please do not email or mail your health forms in advance of your arrival.**

As part of the check-in process, all forms will be reviewed by the on-duty Health Officer and will be kept on file at the Philmont Training Center Medical Office until the end of the week, when they will be returned.

**Bring any  
necessary  
medication (such  
as asthma  
inhalers, Epi  
Pens, or other  
needs) as these  
items may not be  
locally available.**

**Under no circumstance will  
any individual over 300 lbs.  
be allowed to participate in  
backcountry programs,  
regardless of height or age.**

**This limit is necessary due to  
limitations of rescue  
equipment and for the safety  
of Philmont personnel. The  
maximum weight for any  
participant going on a horse  
ride is 200 pounds.**

## Philmont Weight Limits for Backcountry Participation

Each backcountry participant at Philmont must not exceed the maximum acceptable limit in the weight-for-height chart shown on the BSA Annual Health and Medical Record. Those who fall within the limits are more likely to have an enjoyable experience and avoid incurring health risks. The Philmont staff will use their best professional judgment in determining participation in a Philmont backcountry experience for individuals who exceed the maximum acceptable weight for height. Any exception to the weight limit requires approval from Philmont in advance.

# At Your Service

---

## Bulletin Boards

Check out the bulletin board next to the PTC customer service office for updated information about your week. Also, look for QR codes that will direct you to daily schedules and information about the ranch.

## Craft Center

Get your Craft On! The Craft Center hosts a wide variety of crafts for individuals and families. The center offers instruction and materials for ceramics, jewelry making, wearable art (clothing and accessories decoration), leathercraft, stamp art, southwest crafts/home décor, and more. There is a fee for most craft items, but materials such as paint, dyes, glazes, etc. are provided at no charge. There is also a Penny Press machine, cost is \$0.51 for each collectible design.

## East Tent City Hospitality Center (ETC)

The hospitality center provides a guest a place to relax, play games, and gather for fellowship and fun. Homemade Dutch Oven cobbler is served every Thursday night. Did you forget something at home? The ETC Manager is prepared to help make your stay comfortable. There is a refrigerator to store guest medications, infant formulas, or special food items. The ETC also has extra blankets, fans, hangers, electrical cords, steps for tent platforms, and a host of other items to help make your time at the ranch enjoyable.



## Laundry

A large coin-operated laundry with washers and dryers is located next to Small Fry and is open 24 hours. Laundry detergent and dryer sheets are available in the laundromat in a dispensing machine, along with a change machine. Additional laundry items are available at the Tooth of Time Traders. The PTC office can also make change..

## Santa Fe Trail Café

New for 2022 is the Café. Located in South Tent City, this building will serve as the gathering place for the Silverados each day. It will also include a comfort station with coffee, access to wifi, and a good view of the playground if you need something for you child to do while you are working or unwinding.

## Small Fry Center

Philmont's own childcare facility. This building serves infants to 5 year old's. Our small fry staff provides daily lunch service and gives parents the time to experience the ranch. Please mark your child's clothes and gear with their name. PTC also loans Osprey backpacks for families to use on hikes and Pack-n-Play cribs for young children.



## Sunroom and Business Center

Attached to the PTC customer service office and available 24/7 is the Sunroom and an extra office to help guests catch up on work. The Sunroom includes wifi, a library, Dish TV, and overlooks the Greensward fountain. A spare office is dedicated to faculty and guests with access to a computer, phone and printer. There is a nominal fee for copies.

## The Tooth of Time Traders (ToTT)

Scouting materials, personal items, gifts, and Philmont souvenirs are available for purchase at the Tooth of Time Traders, located at Camping Headquarters. The store is also an excellent resource for any of your hiking or outdoor needs. While the ToTT does accept credit cards, there is an ATM located at the ToTT and in Cimarron at InBank. Check out the ToTT's e-commerce store at [www.ToothOfTimeTraders.com](http://www.ToothOfTimeTraders.com).

# Things to Know

---

## Bus Transportation

Philmont buses transport guests and families to backcountry hike turnarounds, Rocky Mountain Scout Camp, High Ropes and Climbing Tower, Fly Fishing reservoirs, museums such as Chase and Rayado, and there is a bus that takes guests to Cimarron each day departing Camping Headquarters. PTC buses depart and return to the PTC parking lot.

Please note that several activities may ask that you drive your own vehicle to a location, especially for family free time.

## Branding

A hallmark of the ranch is the ability to place Philmont brands on personal items such as hats, boots, water bottles, leather belts, etc. PTC brands items during the Western BBQ. Daily branding is available at the Tooth of Time Traders. Branding is free, so bring your own items or purchase items at our craft center and at the Tooth of Time Traders.

## Buffalo and other Wildlife

Philmont's buffalo pasture is located west of Highway 21 as you drive north toward Cimarron. The herd is maintained in three pastures and you may see them if you drive two miles west of the Administration complex. Photos are welcome, but please **do not** cross fences and pull fully off the road when stopping. Buffalo are wild animals and unpredictable.

Philmont is inhabited by a wide variety of wild animals, including deer, turkey, skunks, raccoons, and black bears. During your stay at the Training Center, there are many opportunities to see wildlife; however, please keep your distance and respect their habitat. In addition, please refrain from leaving scented items (food, toiletries, etc.) out in the open. PTC tents contain storage lockers for smellable items. Bring your own lock.

## Firearms, Alcoholic Beverages, and Smoking

Philmont does not permit the possession of personal firearms while on the property. Possession or consumption of alcoholic beverages is also not permitted on Philmont property. As a facility of the Boy Scouts of America, all buildings and tents at Philmont are smoke-free. Designated smoking areas are the Curtis Pavilion and your own vehicle.

## Internet Access and Telephone Service

Philmont has a free wireless internet network. Due to the large number of users, the speeds may not be what you are used to at home. All conference buildings have Wi-Fi coverage.

A public telephone resides on the back porch of the Training Center Office, overlooking the Greensward. Incoming messages to the Training Center Office (575-376-2281) are delivered to your Tent City staff as soon as possible. After 7pm, only emergency messages will be delivered. Fax services are available on a limited basis.

Cell coverage is limited. AT&T service is strongest. Other carriers may have weaker signals.

## Mail

While at Philmont, your mailing address is:

Your Name  
Conference and Date of Week Attending  
Philmont Training Center  
17 Deer Run Road  
Cimarron, NM 87714

Outgoing mail is picked up around 10:00am from the mailbox outside the PTC office, Monday through Saturday. Incoming mail is delivered to your family via Philmont Staff. Postcards can be purchased at the Tooth of Time Traders and stamps are for sale at the PTC Office. Parcels should be shipped via U.S. Mail, Federal Express, or UPS. Other services do not deliver to Philmont. **Do not rely on "next day" service, please make sure to allow at least one week for deliveries.**



# Things to Know

---

## Lost and Found

There are several locations for lost and found items. The first place to check is the PTC office, then the Quartermaster office. The Dining Hall will also have a crate of lost and found items just before you enter the serving line.

## Nametags

All guests are to wear their nametags at all times. Nametags provide access to the dining hall and is proof you have gone through security and medical recheck.

## Pets

Pets, other than those required for assistance (such as seeing-eye dogs), are not allowed at Philmont. The Raton Animal Hospital (575-445-2691) can board pets at a standard daily rate. You must place your pet in a boarding kennel before your arrival at the Training Center.

## Philmont Photos

A Philmont staffer will take family photos on the Villa Lawn. Please check the weekly schedule for photo times. Conference group photos will be taken on Monday morning.

All photos will be made available for download after your week has concluded. You will receive a QR code for a free download in your departure packet.

## Philmont Recognition

Guests will receive patches for their attendance. Upon completion of their course, conference guests will receive a special PTC Conference patch. PTC Family Program patch will also be given out for all family program groups.

Conference guests will also receive a certificate. Everyone will receive a Philmont collectible name tag.

The familiar Arrowhead patch is awarded to those who complete a full backcountry trek and satisfy other requirements. This is a protected design and is reserved for only backcountry programs.

Other unique Philmont patches can be purchased at the Tooth of Time Traders, craft center and PTC office.

## Tooth of Time Hike

This iconic Philmont landmark hike has limited space and is only available for all-day hikes on Wednesday, Thursday and Friday. This is a very strenuous 5.25 mile roundtrip, staff led hike due to significant elevation change over a short distance, a peak over 9,000 feet, rock scrambles needing both hand and foot support, and rough terrain. Participants should expect hot weather, and minimal shade. This hike is not available during Spring and Winter months due to hazardous weather. This hike is a premium experience and costs \$50 per person and includes breakfast and lunch.

## Uniforms

Philmont is the National Training Center of the Boy Scouts of America. As a representative of your council, district, or unit, we encourage you to wear a complete BSA uniform to flag ceremonies and to dinner. Some conferences may ask that you wear your uniform more often. Kilts are prohibited as part of the BSA official uniform.

In addition, youth who are involved in Cub Scouts, Scouts BSA, Venturing, or Girl Scouts are also encouraged to wear their Scout uniforms during these times.

## Water Bottle Filling Stations

Filling stations are located around the property in addition to restrooms. Please use a cup to fill bottles at the dining hall beverage dispensers. Also, a water filling station is located in Dining Hall 2 next to the main restrooms.





# Spare Time

---

While your conference schedule is busy, you'll have a fair amount of free time to explore Philmont and there are many exciting activities and places to see. In addition to visiting the Villa and the other museums, a visit to Camping Headquarters allows a glimpse into Philmont's trekking operation.

## Jogging Trails

Enjoy base camp with a morning run. For the safety of runners and vehicle traffic, please wear a safety vest, do not run on roads, or block all noise. There are jogging trails along Highway 21 from cattle headquarters to Cimarron.

## Hiking

There are several approved day hikes you can take during your free time. All are fairly easy and give you a small taste of the New Mexico landscape. You must check out and back in with the customer service office.

Hikers need to bring appropriate water bottles, daypack, rain gear, and a warm jacket or sweater. Sunglasses, sunscreen, a hat, and a first aid kit are also recommended. Only those who meet Philmont's height and weight requirements, are approved by the PTC Medical officer, and are in good physical condition should attempt to hike Philmont's trails.

## Fishing

Everyone fishing on Philmont property must have a New Mexico fishing license, available for purchase at the Tooth of Time Traders or [online](#) at New Mexico's Game and Fish website. Guided fly fishing activities are included in the weekly schedule. You are welcome to bring your own tackle or you can use Philmont's equipment..

## Philmont Museums

### National Scouting Museum

Newly opened in 2018, experience the National Scouting Museum! This on your own activity is a great opportunity to learn about the 100-plus-year history of the Scouting movement with collections of some of Scouting's greatest treasures. This collection not only documents Scouting's unique influence on American culture, but also tells the story of a movement that has positively affected the lives of more than 110 million young people.

### Chase Ranch Tour

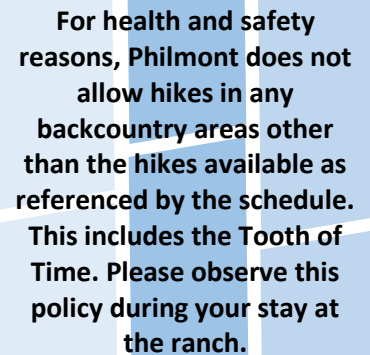
The Chase Ranch, founded in 1869, was successfully owned and operated by the Chase family for over 143 years. The historic adobe ranch house offers a glimpse of ranch life starting around the time of the Colfax County land grant war, through the territorial and statehood periods into modern times. This ranch and the Chase family were instrumental in transforming western ranching into what it is today! During the summer months, staff offer guided tours of the main house, grounds, orchards and tack room.

### Kit Carson Rayado Tour

The Kit Carson Museum at Rayado in Philmont's southeast corner (seven miles south of the Training Center) is a living history museum that houses exhibits and artifacts pertaining to life on the Santa Fe Trail and the lives of mountain men Kit Carson and Lucien Maxwell. The interpretive museum staff will show families through the display areas and blacksmith shop.

### Villa Philmonte Tour

Philmont benefactor Waite Phillips' summer home, the Villa Philmonte, is open each day for tours. PTC has specific tours pre-assigned. Additional tours must be scheduled through the National Scouting Museum, 575-376-1136.



**For health and safety reasons, Philmont does not allow hikes in any backcountry areas other than the hikes available as referenced by the schedule. This includes the Tooth of Time. Please observe this policy during your stay at the ranch.**

# Philmont Country

---

Philmont Scout Ranch spans 140,171 acres of mountainous territory in the Sangre de Cristo (Blood of Christ) mountain range—a section of the Rocky Mountains located in northeast New Mexico. Elevations at Philmont range from 6,500' to 12,441' and the land varies from heavily forested mountains to semi-arid plains.

## Philmont History



**Carlos Beaubien**

Once inhabited by Jicarilla Apache and Mouache Ute Indians, Philmont was the site of one of the first pioneer settlements in northeastern New Mexico. The present ranch is part of the original Beaubien and Miranda Land Grant, which was granted to Carlos Beaubien and Guadalupe Miranda by the Mexican government in 1841. Beaubien's son-in-law, mountain man Lucien Maxwell, led the first settlers to the grant in 1848. With help of his friend, Kit Carson, Maxwell's settlement on the Rayado River prospered, despite frequent Indian raids and harsh wilderness conditions.

Maxwell moved his ranch north to the Cimarron River in 1857, the site of the present-day Cimarron. It became a famous stop on the Santa Fe Trail, bringing American trade goods into New Mexico. Ten years after Maxwell moved to the Cimarron, gold was discovered on his ranch near Baldy Mountain. For years afterward, the mountains and streams of Maxwell's

Ranch swarmed with prospectors and miners.

In 1870, Maxwell sold his ranch to an English land company known as the Maxwell Land Grant and Railroad Company. After several years, the land was again sold to a Dutch-based company who attempted several development schemes, but eventually sold the land in tracts for farms and ranches.

Oklahoma oilman Waite Phillips became interested in developing a ranch out of the old land grant in 1922. He eventually amassed over 300,000 acres of mountains and plains in a ranch he named Philmont (derived from his name and the Spanish word for mountain, "monte").

The Philmont Ranch became a showcase. Immense herds of Hereford cows and Corriedale sheep grazed its pastures. Phillips built a large Spanish Mediterranean summer home for his family at the Headquarters, naming it the Villa Philmonte. He developed horse and hiking trails throughout the scenic backcountry along with elaborate fishing and hunting cabins for his family and friends.

Waite Phillips believed in sharing his wealth with people outside of his family. In this spirit, he offered 35,857 acres of his ranch to the Boy Scouts of America in 1938 to serve as a National wilderness camping area. The reservation was named Philturn Rocky Mountain Scout Camp (after Phillips's name and the BSA slogan, Do a Good Turn Daily). After observing the enthusiastic response of the first Philturn Campers, Phillips augmented his original gift in 1941 with an addition including his best camping land, the Villa Philmonte, and the Headquarters farming and ranching operation. The second gift was made so that many, rather than few, could enjoy his rich and beautiful land. The property, now totaling 127,395 acres, was renamed Philmont Scout Ranch.

Phillips realized that the cost for maintenance and development of the property could not and should not be derived entirely from camper fees. As an endowment he included in the gift his 23-story Philtower Building in Tulsa, Oklahoma.

In 1963, through the generosity of Norton Clapp, vice president of the National Council of the Boy Scouts of America, another piece of the Maxwell Land Grant was purchased and added to Philmont. This was the Baldy Mountain mining area consisting of 10,098 acres. The gift of Baldy Mountain brought the total acreage to 137,493.

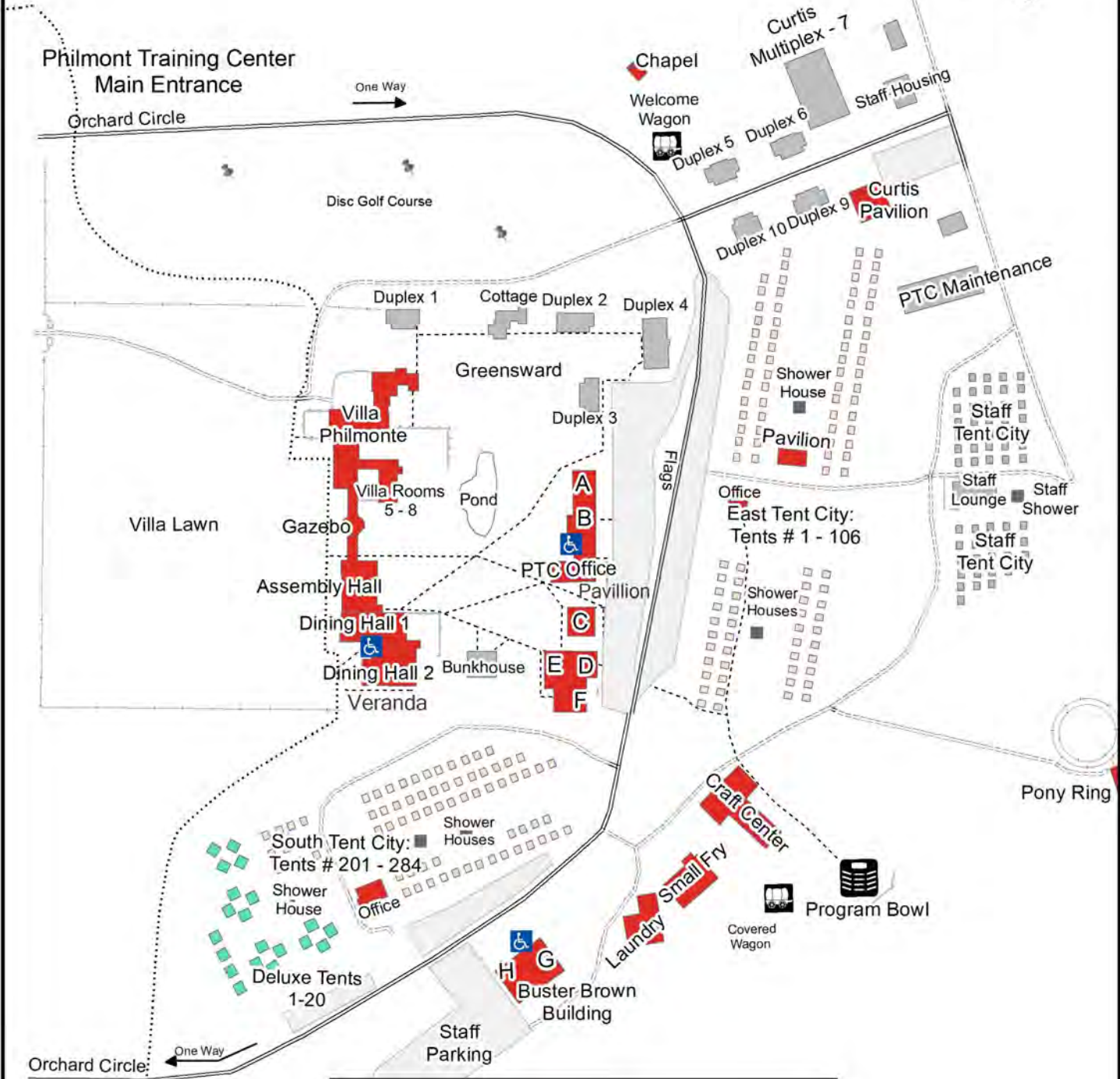
In 2015, The National Council of the Boy Scouts of America acquired the 2,678-acre Cimarroncita Ranch which is located adjacent to Philmont near Ute Park. The property will serve both campers and the Philmont Training Center in the future. Philmont is the largest youth camp in the world now totaling 140,171 acres or approximately 220 square miles.



**Waite Phillips**

# Philmont Training Center

↑ To Cimarron/  
Shooting Sports  
Complex/ Nature  
Trail Loop




Conference Classrooms			
A - Carson	B - Webster	C - Maxwell	D - Bent
E - Beaubien	F - Miranda	G - Buster Brown Waite	
H - Buster Brown Waite			

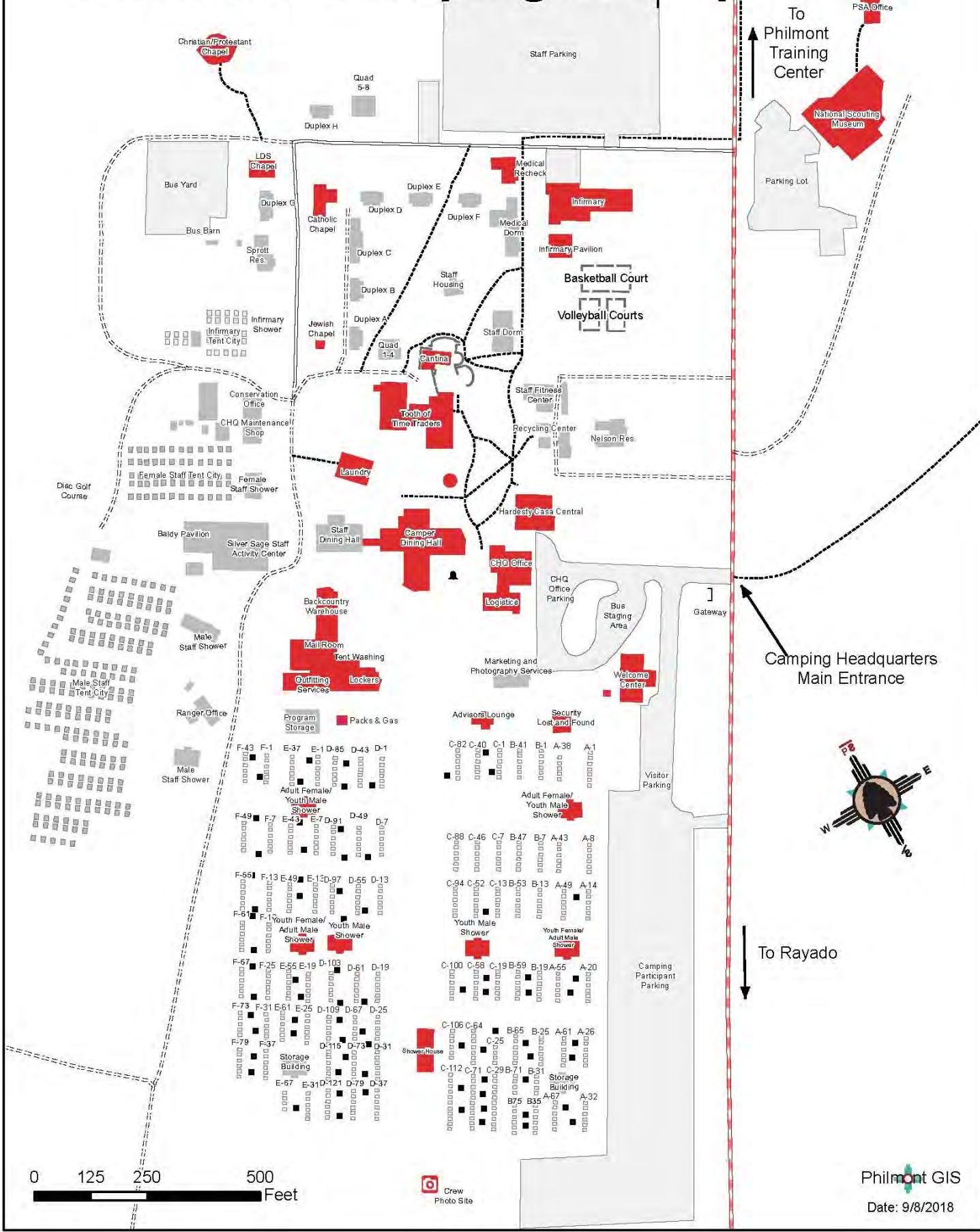
Accessible Restrooms - PTC Office, Buster Brown, Dining Hall

Philmont GIS

Date Created: 7/14/2019



# Philmont Camping Headquarters



To  
Philmont  
Training  
Center

PSA Office  
National Scouting  
Museum

Camping Headquarters  
Main Entrance

To Rayado

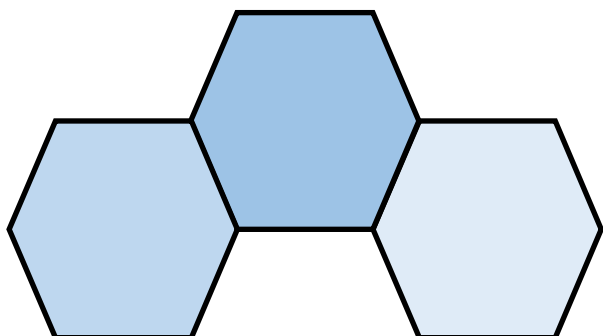
0 125 250 500  
Feet

Crew  
Photo Site

Philmont GIS  
Date: 9/8/2018

## The Philmont Hymn

Sil - ver on the sage, Star - lit skies a-bove,  
 As - pen cov-ered hills, Coun - try that I love,  
 Phil-mont here's to thee, Scout - ing par - a - dise,  
 Out in God's coun-try to - night.  
 Wind in whis-p'ring pines, Ea - gle soar-ing high,  
 Pur - ple moun-tains rise, A-gainst an a-zure sky,  
 Phil-mont here's to thee, Scout-ing par-a-dise,  
 Out in God's coun - try to - night.




## Philmont Grace

For Raiment  
 For Life  
 For Opportunity  
 For Friendship  
 And Fellowship,  
 We Thank Thee  
 O Lord.



Philmont Bar PS Cattle Brand



Philmont Slash S Horse Brand



### Philmont Scout Ranch and Training Center

17 Deer Run Road  
 Cimarron, New Mexico 87714

575-376-2281

[Philmont.TrainingCenter@scouting.org](mailto:Philmont.TrainingCenter@scouting.org)